

“Zooming” OVRC on-line Meetings

Gord Rabjohn
May 2020

Overview

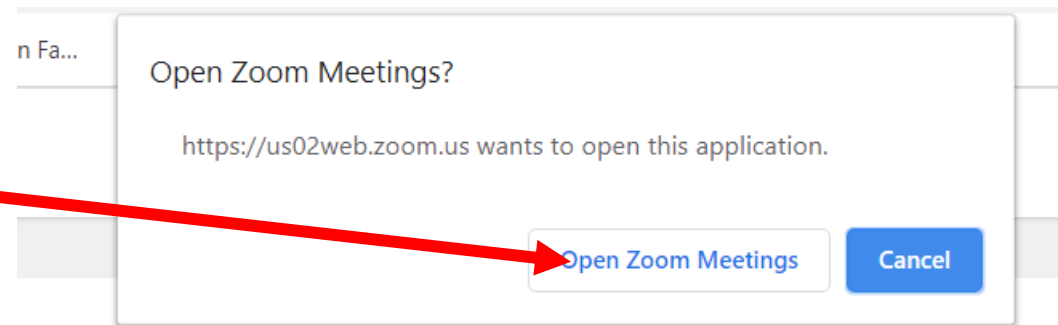
- The Covid-19 crisis has forced us to become innovative! We will be hosting on-line meetings on our usual meeting dates until we can resume our face-to-face meetings.
 - Maybe we should supplement our face-to-face meetings by making them available on-line?
- We will use the “Zoom” platform.
- Our first “Zoom” meeting was April 8 2020, and was successful.
- We plan “Zoom” meetings for
 - May 13 (topic: 100 years of Canadian broadcasting, and show us your home-built 1-tube radios (Greg’s Challenge from the April meeting))
 - June 10. (topic: Stewart-Warner Radios)

Zoom.us

- Zoom is an on-line tool that allows us to hold meetings with audio and video.
- Zoom.us is a California-based company. www.zoom.us
- This will work on PC's, Apple's, smart phones, and some versions of Linux.
- It does install a small program the first time you use it, but this is pretty transparent; On PCs and Apple computers, you do not need to manually install anything yourself.
- I have found it reliable. (In rare cases, sound will not work until the computer is rebooted)

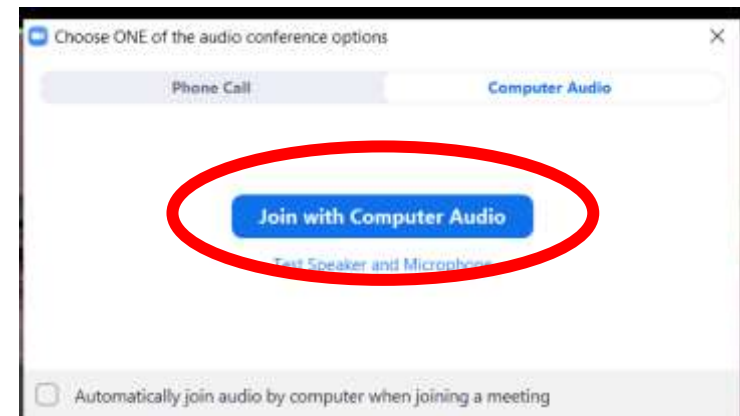
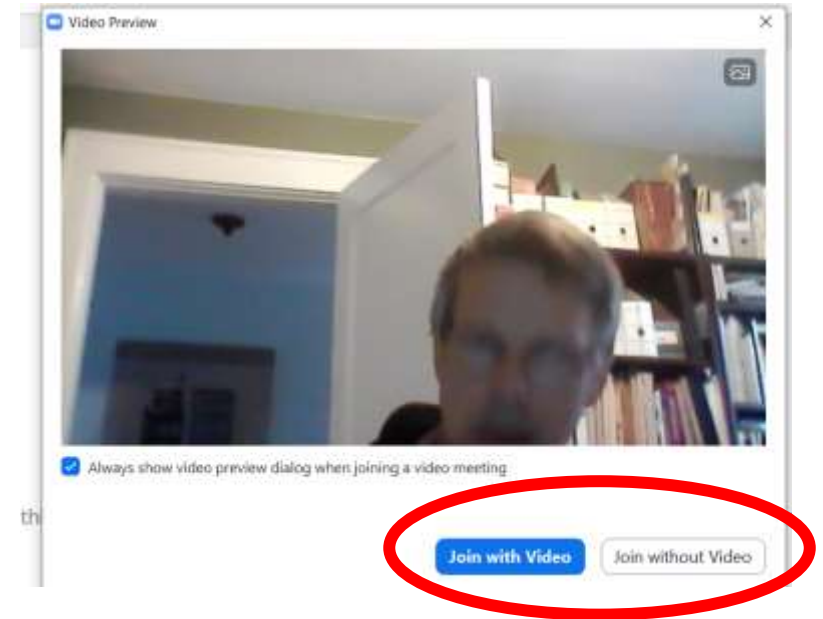
A Zoom Primer: Getting In

- *I will e-mail an invitation to everyone in our club's mailing list. (I do not use passwords so please do not post the invitation anywhere public!) Let me know ovrcpres@gmail.com if you did not receive it.*
- Click on the link in that invitation.
- The first time you use it, it may ask you if it can install the zoom application, Say "yes".
- If it asks you if you want to open Zoom, click "yes".

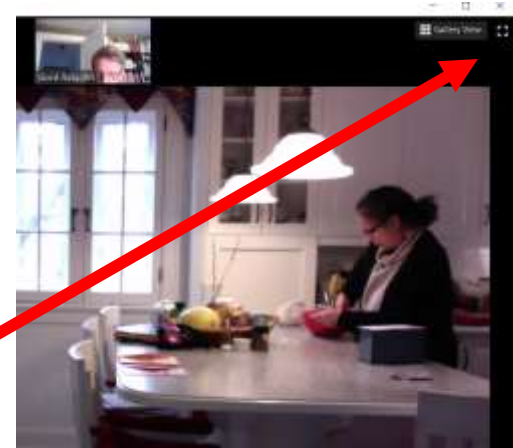


A Zoom Primer: Getting In

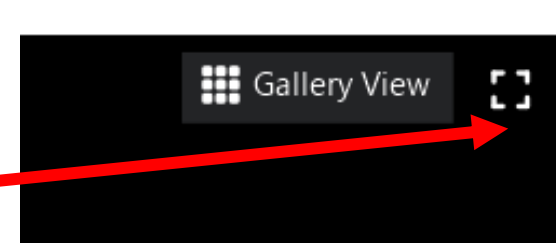
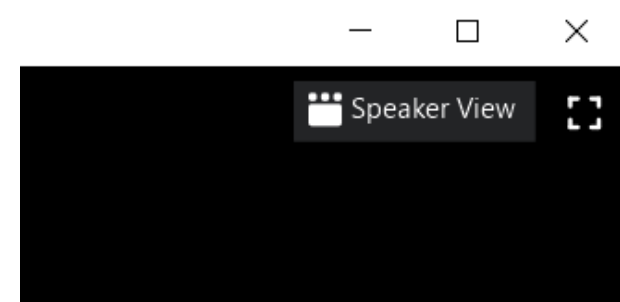
- It may ask you about using video: Click “Join With Video” if you want to share your smiling face. OR, join without video if you are shy or naked.
- It may ask you about joining with computer audio. I have been using computer audio exclusively. You can test your audio here.
- You’re in!



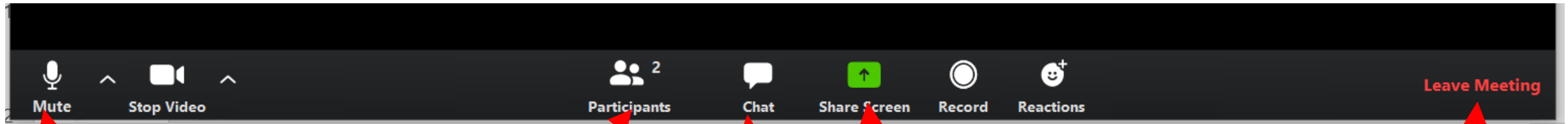
A Zoom Primer: Using Zoom Gallery vs. Speaker View. Full Screen



- Go to upper right part of screen
- Speaker view: The speaker's picture is expanded to fill the screen. Others are small.
- Gallery view: All participants have the same size screen.
- Full screen




A Zoom Primer: Bottom of screen

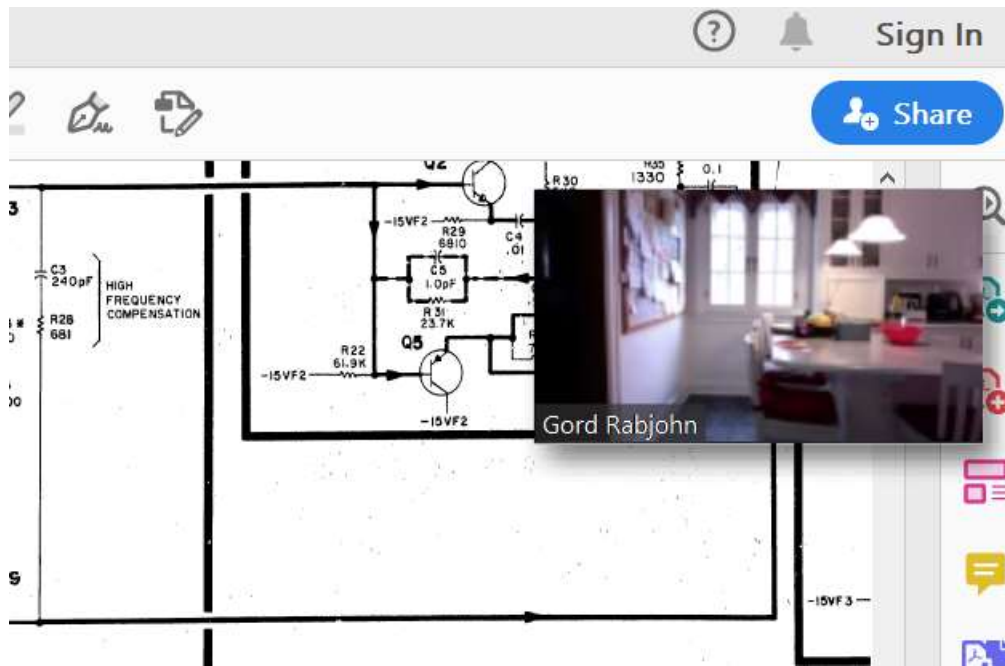


- Mute on/off
- See participant list
- Type a message to anyone or everyone or just look at messages.
- If you have something (picture, presentation, web site) that you want to share, you can do it here.

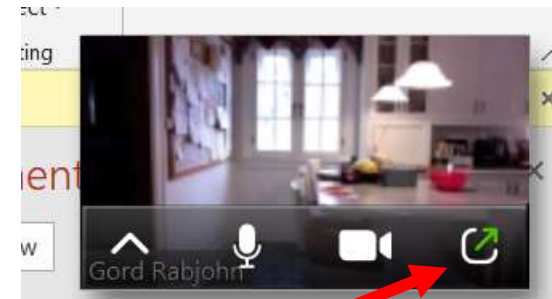
Leave, if you want.
You can get back in.

A Zoom Primer: What if this happens?

- Zoom is controlled with this icon at the bottom of the screen 
- What if all you get is a small zoom window, like this?



- Hover your mouse over this window. Buttons should appear at bottom.



- Click here

Zoom Primer: Conference Call Etiquette

- Remember, effectively only 1 person at a time can talk, so please share the soundscape!
- If your room is noisy, please mute your microphone. (The meeting host can also mute your microphone, but he'd rather not)
- Avoid quick one-word comments, like “uh-huh”, “yea”, as it can momentarily cause the mic to switch to you, interrupting the speaker.

Zoom Primer: Backup Information

- Zoom is at www.zoom.us
- They have lots of how-to information at <https://support.zoom.us/hc/en-us>
- Zoom is a very comprehensive tool, and we only use a small fraction of its capability, so just stick to the simple stuff. This is a one-minute tutorial: <https://support.zoom.us/hc/en-us/articles/201362193-Joining-a-Meeting>